

ELPARTS

Blitz-Kennleuchte
Einbauhinweis

Strobe-type Beacon
Operating Instruction

Feu à éclats
Notice d'emploi

DE

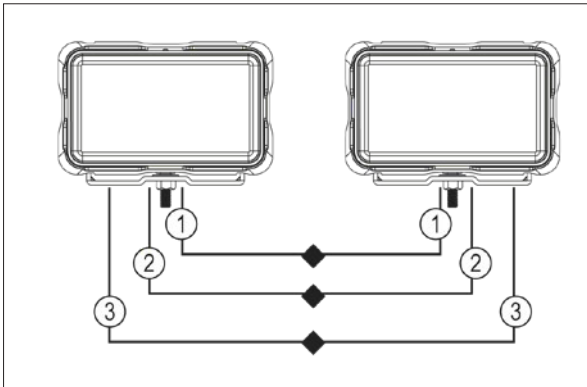
EN

FR

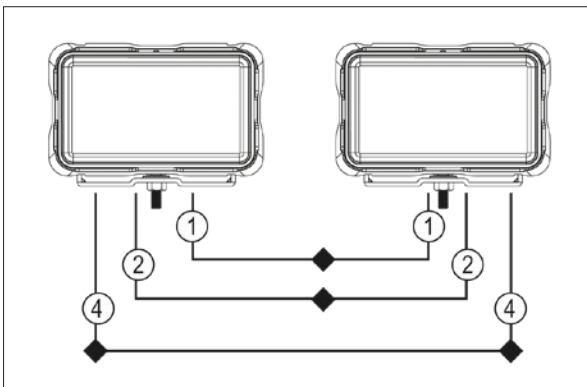
DE Blitz-Kennleuchte
Anschlussplan

- ① Masse – grün
- ② + VDC – rot
- ③ synchronisiertes blinken – gelb
- ④ abwechselndes blinken – braun

Anschluss für Synchronbetrieb



Anschluss für Wechselbetrieb



Technische Daten:

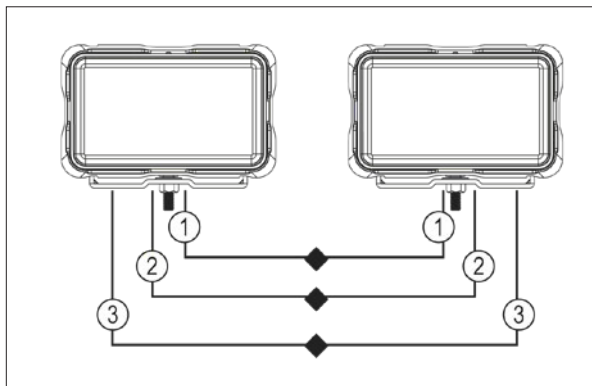


Strobe-type Beacon

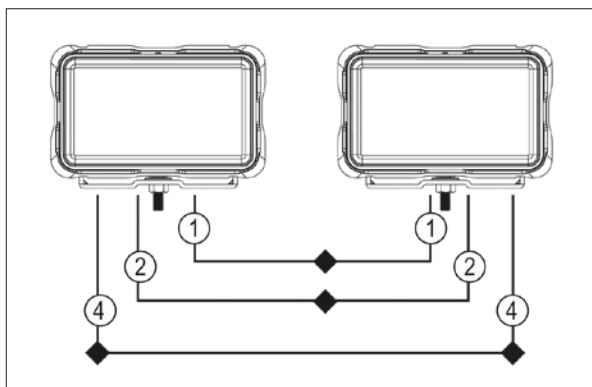
Connection Diagram

- ① Ground – green
- ② +VDC – red
- ③ Synchronized flashing – yellow
- ④ Alternating flashing – brown

Synchronization



Alternating flashing



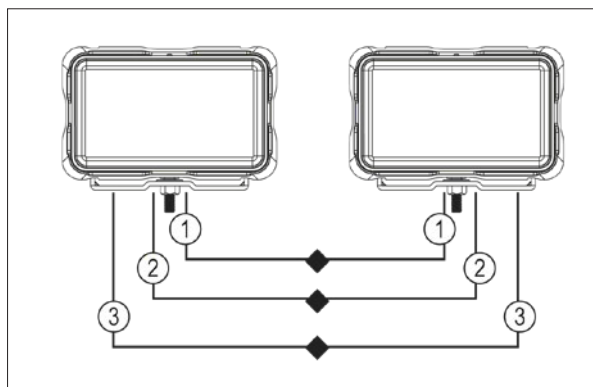
Feu à éclats

Schéma de connexion

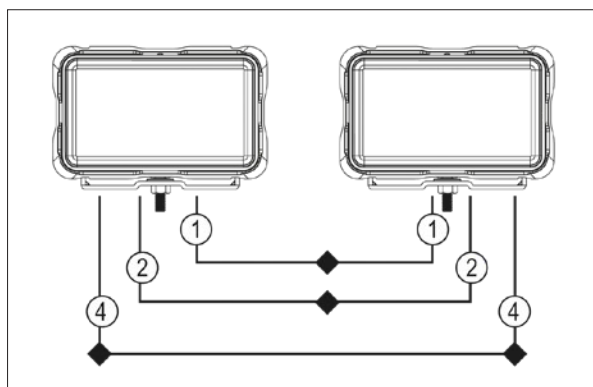
FR

- ① Masse – vert
- ② + VDC – rouge
- ③ Clignotement synchronisé – jaune
- ④ Clignotement alterné – marron

Raccordement pour le mode synchronisé



Raccordement pour le mode alterné



Herth+Buss Fahrzeugteile GmbH & Co. KG
Dieselstraße 2-4 | DE-63150 Heusenstamm

Herth+Buss France SAS
ZA Portes du Vercors, 270 Rue Col de La Chau
FR-26300 Châteauneuf-sur-Isère

Herth+Buss Belgium SRL
Rue de Fisine 9 | BE-5590 Achêne

Herth+Buss UK Ltd.
Unit 1 Andyfreight Business Pk
Folkes Road, Lye | GB-DY9 8RB Stourbridge

Herth+Buss Iberica S.L.
C/A 45 Poligono de Areta
31620 Huarte Navarra | España